

REGION 6-MIDDLE GEORGIA

Baldwin • Bibb • Crawford • Houston • Jones • Monroe
Peach • Pulaski • Putnam • Twiggs • Wilkinson

GEORGIA ROAD FREIGHT

TOTAL ROADWAY MILES

6,092 **999**
(State and County Miles) (Total City Streets)

INBOUND TRUCK FREIGHT

TRUCK INBOUND TONS: 9,866,524
TRUCK INBOUND VOLUME: 1,127,211
TRUCK INBOUND VALUE: \$8,900,353,030

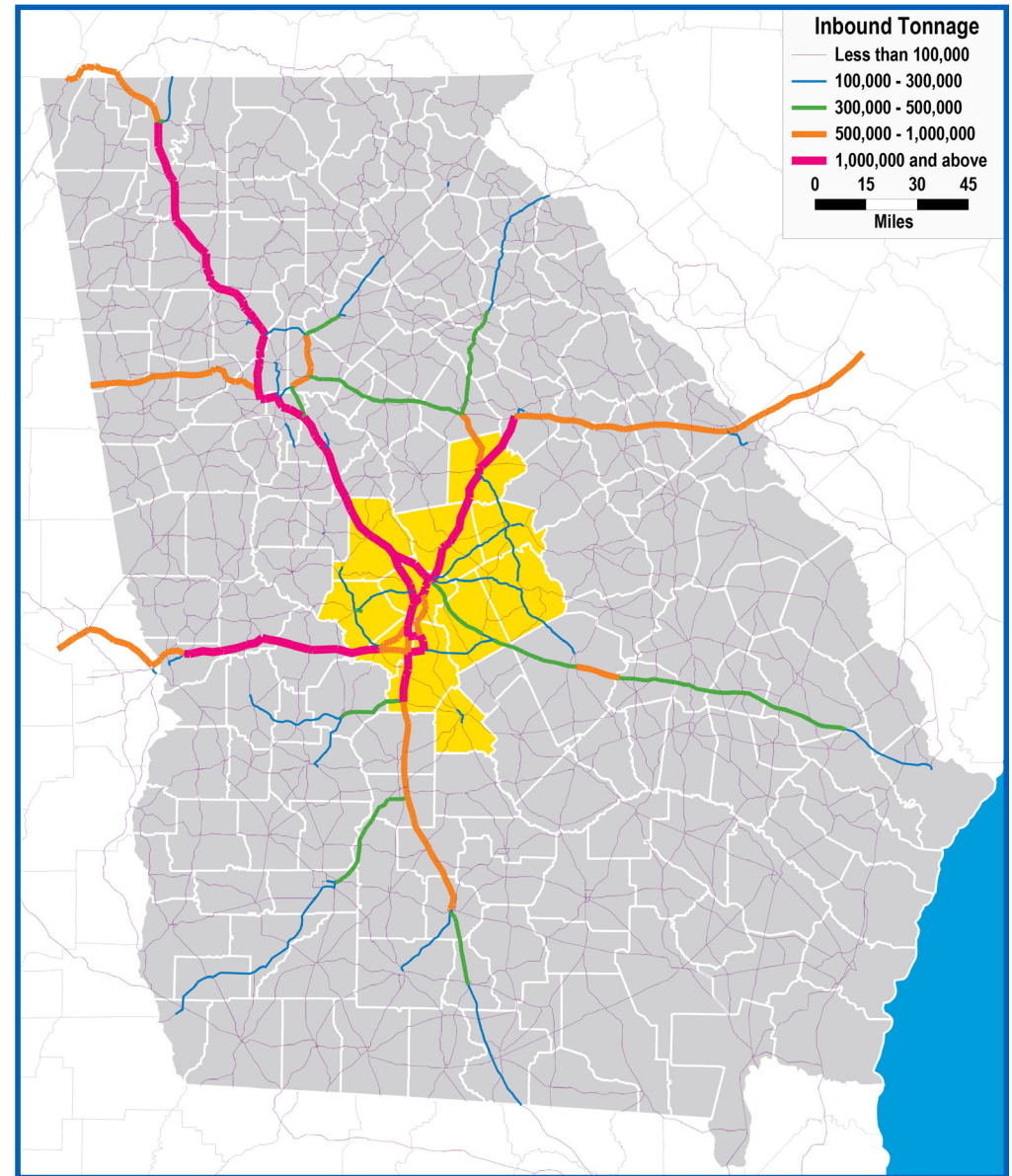
TOP 5 COMMODITIES BY VALUE

2019 INBOUND

1) Motor Vehicles: \$654,406,360
2) Motor Vehicle Parts or Accessories: \$585,717,475
3) Live Poultry: \$450,202,239
4) Petroleum Refining Products: \$430,623,432
5) Drugs: \$212,689,455

2050 PROJECTED INBOUND

1) Live Poultry: \$1,296,547,123
2) Motor Vehicles: \$1,027,205,632
3) Motor Vehicle Parts or Accessories: \$724,969,837
4) Drugs: \$580,874,293
5) Processed Poultry or Eggs: \$497,511,891



Data source: IHS 2019. Inbound road data reflects North American freight terminating within [the State of Georgia / region X]. Outbound road data reflects North American freight originating within [the State of Georgia /region X].

REGION 6-MIDDLE GEORGIA

Baldwin • Bibb • Crawford • Houston • Jones • Monroe
Peach • Pulaski • Putnam • Twiggs • Wilkinson

GEORGIA ROAD FREIGHT

OUTBOUND TRUCK FREIGHT

| | |
|-----------------------|------------------|
| TRUCK INBOUND TONS: | 15,073,932 |
| TRUCK INBOUND VOLUME: | 1,129,735 |
| TRUCK INBOUND VALUE: | \$10,954,764,709 |

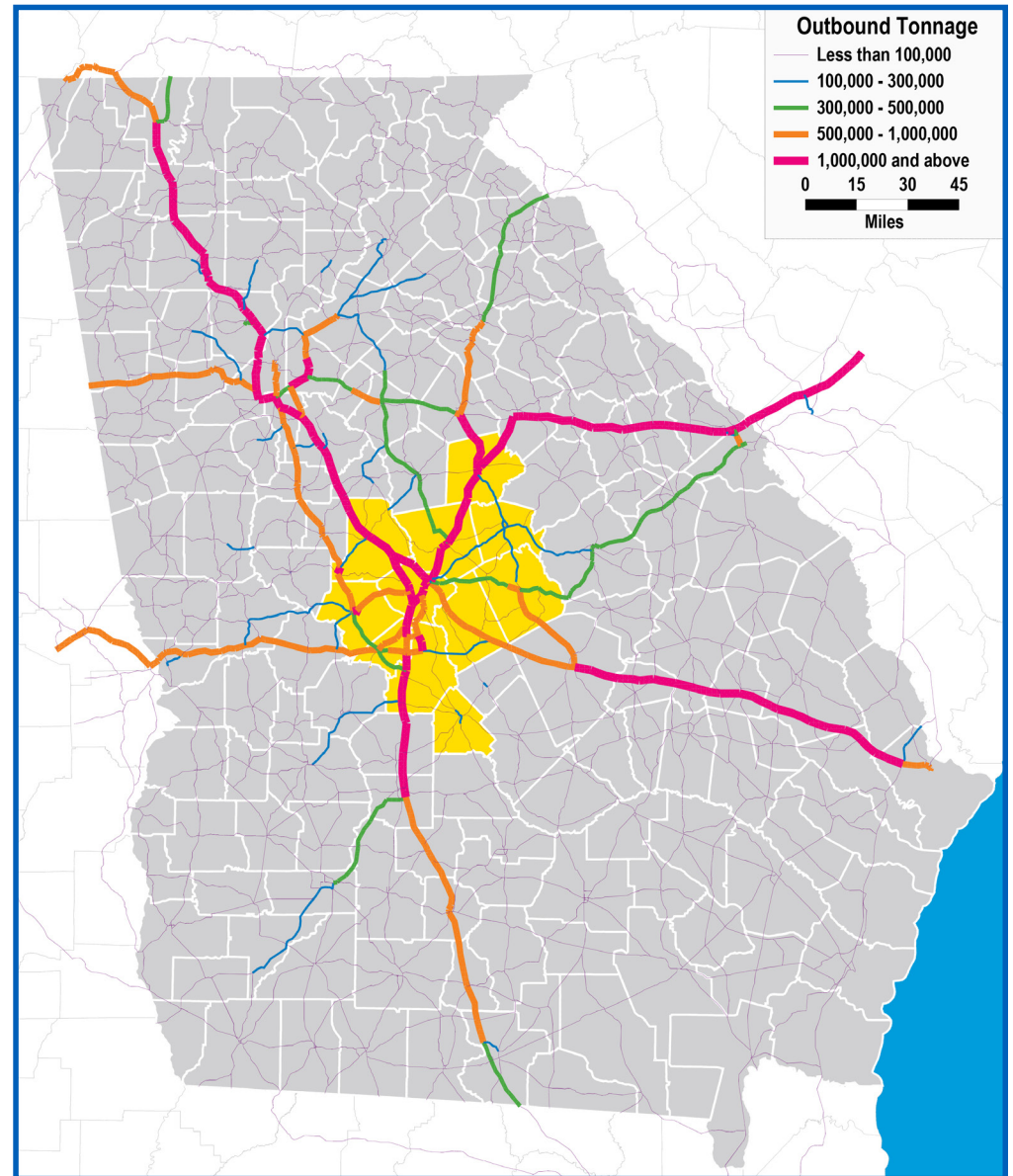
TOP 5 COMMODITIES BY VALUE

2019 OUTBOUND

| | |
|---------------------------------|-----------------|
| 1) Motor Vehicles: | \$2,504,475,132 |
| 2) Petroleum Refining Products: | \$969,442,256 |
| 3) Misc Food Preparations, Nec: | \$635,070,115 |
| 4) Fiber, Paper or Pulpboard: | \$548,741,290 |
| 5) Processed Poultry or Eggs: | \$531,215,268 |

2050 PROJECTED OUTBOUND

| | |
|---------------------------------|-----------------|
| 1) Motor Vehicles: | \$1,862,891,890 |
| 2) Processed Poultry or Eggs: | \$1,548,045,825 |
| 3) Misc Food Preparations, Nec: | \$1,449,592,299 |
| 4) Dressed Poultry, Fresh: | \$1,001,988,863 |
| 5) Containers or Boxes, Paper: | \$977,504,188 |



Data source: IHS 2019. Inbound road data reflects North American freight terminating within [the State of Georgia / region X]. Outbound road data reflects North American freight originating within [the State of Georgia /region X].

REGION 6-MIDDLE GEORGIA

Baldwin • Bibb • Crawford • Houston • Jones • Monroe
Peach • Pulaski • Putnam • Twiggs • Wilkinson

OCEAN FREIGHT

TOP 5 COMMODITIES BY TEU-CONTAINER VOLUME

INBOUND OCEAN FREIGHT

OCEAN IMPORT TONS: 57,48
OCEAN IMPORT VOLUME: 5,811

INBOUND

SYNTHETIC STAPLE FIBERS, NOT CARDED, COMBED ETC.: 796
FOOTWEAR, OUTER SOLE & UPPER RUBBER OR PLAST NESO: 553
FOOTWEAR, OUTER SOLE RUB, PLAST OR LEA & UPPER TEX: 476
POLYETHERS, EXPOXIDES & POLYESTERS, PRIMARY FORMS: 430
INORGANIC ACIDS & INORGANIC OXY NONMET COMP NESOI: 297
Other: 3,259

OUTBOUND

KAOLIN AND OTHER KAOLINIC CLAYS, INCL CALCINED: 25,727
PREPARED BINDERS FOR FOUNDRY MOLDS: 264
PAPER & PAPERBOARD, COATED WITH KAOLIN ETC, RL ETC: 52
PUMICE; EMERY; NATURAL CORUNDUM AND GARNET ETC: 44
MISCELLANEOUS CARGO: 38
Other: 176

OUTBOUND OCEAN FREIGHT

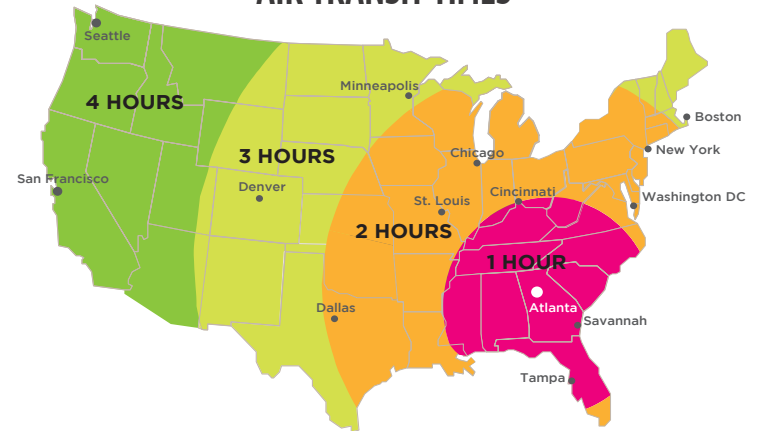
OCEAN EXPORT TONS: 438,911
OCEAN EXPORT VOLUME: 26,301

GEORGIA AIR CARGO

AIR HIGHLIGHTS

- World's busiest passenger airport, with 2,500 arrivals and departures and 250,000 passengers per day
- Over 80% of U.S. consumers are within a 2-hour flight time from Atlanta
- Foreign Trade Zone #26 is directly connected to the airport, and is a U.S. Fish and Wildlife port of entry
- ATL handles 95% of the state's annual air freight volume
- In 2021, 13th largest airport in the U.S. for cargo, and 43rd in the world
- Is the only air cargo perishable complex in the Southeast approved by the USDA to offer on-site cold treatment and fumigation treatment of fruit fly host plants

AIR TRANSIT TIMES



GEORGIA RAIL FREIGHT

RAIL HIGHLIGHTS

- Georgia is home to 28 freight railroads (2 class-1s and 26 short-line railroads)
- Home to the largest intermodal facility on the East Coast
- Georgia has the largest railroad network in the Southeast, with over 4,600 miles of track
- Rail transport directly employs over 6,500 Georgians
- Georgia railroads move 190 million tons of freight in Georgia annually

REGION 6-MIDDLE GEORGIA WAREHOUSING & DISTRIBUTION

See map of regional locations

EDUCATION

Top Schools with Logistics Programs

- Central Georgia Technical College
- Fort Valley State University
- Georgia College and State University
- Middle Georgia State University

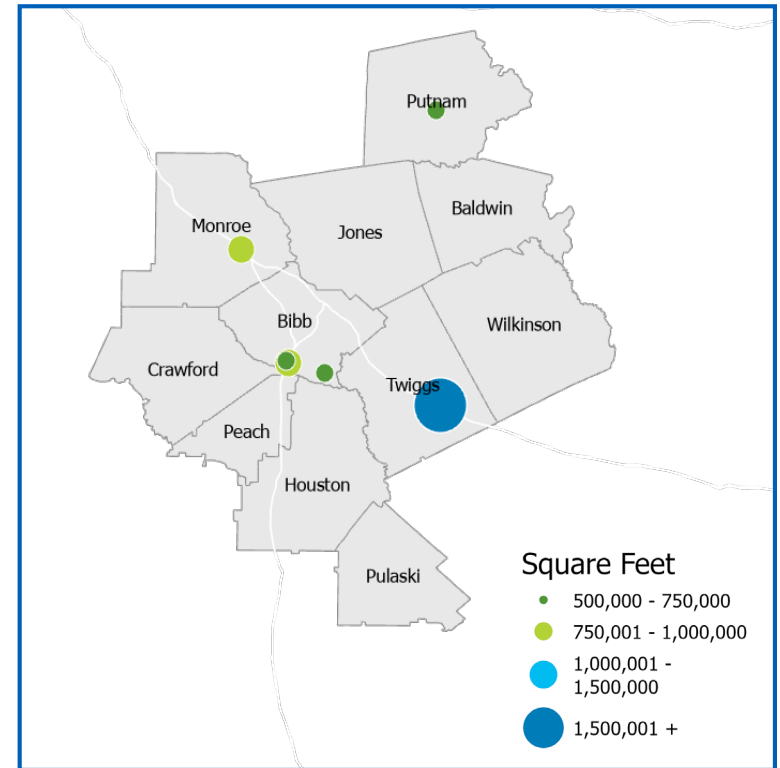
REGION CONTACT

Candice Scott, Sr. Regional Project Manager – cscott@georgia.org

GEORGIA DEPARTMENT OF ECONOMIC DEVELOPMENT CONTACTS

- Bob Kosek, Division Director for Global Commerce, bkosek@georgia.org
- Mary Waters, Deputy Commissioner for International Trade, mwaters@georgia.org
- Lindsay Martin, Director of Entrepreneur & Small Business, lmartin@georgia.org
- Sandy Lake, Director, Center of Innovation - Logistics, slake@georgia.org

The Georgia Center of Innovation's logistics team links companies to the state's world-class logistics industry to improve supply chain efficiencies, support growth, and increase global competitiveness. Companies that need logistics help as well as logistics companies that focus on freight transportation, warehousing and distribution, and logistics technology can tap into our team of experts who have experience in the industry and can navigate you to smart solutions and helpful resources.



Source: Georgia Power Community & Economic Development